



Ivi Mare
Designed for adults

Ivi Mare - Designed for Adults

SUSTAINABILITY REPORT

REPORTING PERIOD: 2025

Prepared by: Antreas Michaelidis
Reviewed by: Nicolas Protopapas





Ivi Mare
Designed for adults

LOUIS HOTELS & RESORTS OVERVIEW

The Louis Group is one of the leading travel, cruising and hotel groups in the Mediterranean with over 80 years of experience. As a member of the Louis Group, Louis Hotels, with over 77 years in the hospitality industry has a leading position in the hotel sector in both Cyprus and Greece with 6 hotels in Corfu, Mykonos, Crete and Rhodes and 20 hotels & villas in Protaras , Protaras, Limassol, Polis Chrysochous and Nicosia.

- Our brand values are synonymous with offering:
 - VALUE FOR MONEY HOLIDAYS
 - WARM HOSPITALITY AND A LOCAL EXPERIENCE
 - FRIENDLY SERVICE BY MULTILINGUAL STAFF.
 - CONSTANT INNOVATION
 - RESPECT FOR THE ENVIRONMENT
 - RESPECT FOR OUR GUESTS





Ivi Mare
Designed for adults

Ivi Mare – Designed for Adults , Paphos , Cyprus

The 5-star Ivi Mare beachfront hotel is the perfect oasis for adults seeking a premium Mediterranean holiday, situated directly on the beach in Kato Paphos . With its blend of exquisite personal service, satiating gastronomy, luxurious rooms, and dedicated quiet areas, guests can enjoy elegance, comfort, and style in an exclusive environment.

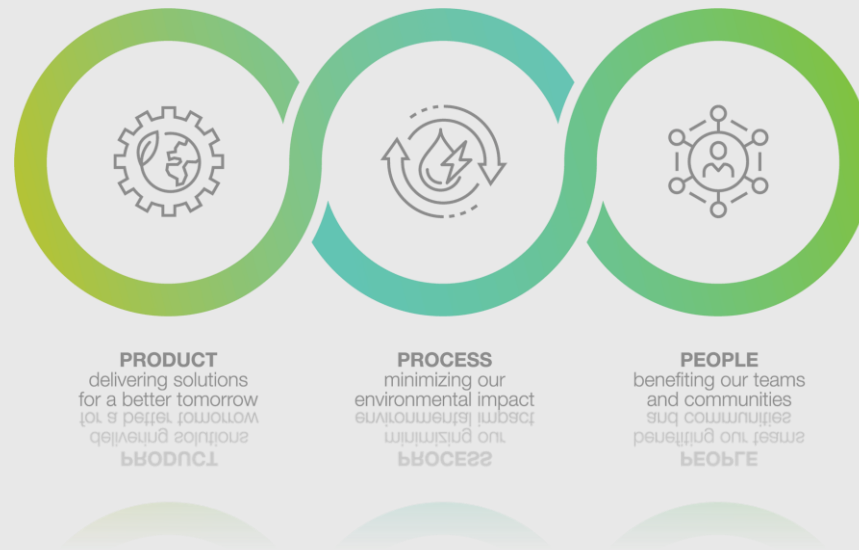




- Within walking distance from picturesque Paphos harbour, there is plenty to enjoy and explore in the surrounding vicinity. The hotel is also conveniently located only 12km from Pafos International Airport. A taxi service and public transport to Paphos town are available, with buses running every 15 minutes from the stop located just outside the hotel. Car rentals can also be arranged for guests wishing to explore the beauty and culture of Paphos' wider area

Our vision is to create a culture that aims for:

“A sustainable society where we can satisfy our own needs without reducing the possibilities for future generations to satisfy their needs”.





Ivi Mare
Designed for adults



It is well understood to the Management of Ivi Mare - Designed for Adults Hotel the necessity to implement a sustainable action plan that commits:

- **to create happy faces in a happy place,**
- **to minimize the environmental impact from its activities by reducing our greenhouse gas emissions and protecting and supporting biodiversity**
- **to adapt to the socio – economic fast changes and contribute to the local community,**
- **to create a fair and pleasant work environment where everyone should be treated fairly and with respect ensuring human rights of staff and guests are protected**
- **safeguard the welfare of children and young people**

For the above purposes Ivi Mare - Designed for Adults is member of Cyprus Sustainable Tourism Initiative and implements the Travelife Sustainable system.



TRAVELLING RESPONSIBLY

- We all travel for different reasons and many of us would agree that one of the best things about travel is having new and unique experiences. Because people, culture, history, wildlife and scenery play such important roles in our travel experiences, protecting and supporting these things should be at the heart of every tourism and travel organization, and every traveler.

- Travelife certification helps accommodation providers put sustainability at the heart of their business. In order for our system to be truly effective and impactful we invite our guests to take some simple actions too. Please read the Responsible Guest Guide, accessible via the QR code to find out how you can help to improve the impact of your travel. You can also access the information via the link

<https://staybetterplaces.com/responsible-travel/>

RESPONSIBLE GUEST GUIDE

Simple actions you can take to
support the people and places you visit



RESPONSIBLE HOSPITALITY GUIDE

Simple actions hospitality staff can take to
support people and the environment



OUR SUSTAINABILITY ENVIRONMENTAL PROGRAMME

- ✓ A designated Green Team appointed to implement our sustainability policies and standards.
- ✓ Policy documents publicly available for all to see online and on-site.
- ✓ Annually recording and monitoring our progress against set timeframes.



An aerial photograph of a sandy beach with gentle waves washing onto the shore. Three people are visible on the left side of the frame, walking along the water's edge. The overall scene is bright and sunny.

ENVIRONMENTAL & SOCIAL ISSUES

WATER is sourced from the Geroskipou
Municipality & Water Development
Department.

WATER SAVING INITIATIVES



All staff are frequently trained to ensure the minimum use of water and to report any leakages while carrying out their daily chores



Water saving system for garden irrigation is implemented with weekly irrigation program.




Water flow restrictors are set to be installed on all taps in guest rooms



Information cards are provided in all guest rooms for reusing towels.



Information is provided in Information Board, Lobby bar Eco Spot, website sustainability report and staff areas notice board for water saving measures.



Daily Maintenance checks are carried out, followed up and rectified immediately on faults and leaks.

WATER QUALITY

High water quality is ensured by the following actions:

1. Microbiological pool water analysis is carried out on a monthly basis.
2. Chemical pool water analysis is carried out one a year.
3. pH and other parameters are being checked daily in all swimming pools and are regulated by the automatic dosing system.
4. Microbiological analysis of potable water.
5. Legionella analysis is carried out twice a year.

Irrigation:

Our gardens are irrigated with water provided from Water Development Department.

To ensure sea water quality:

The hotel beach front is cleaned daily, and a beach clean up is frequently organized by the green team.



ENERGY SOURCES

ELECTRICITY

- Electricity Authority of Cyprus supplies our electricity.
- Our Maintenance Department monitors the electricity consumption daily.
- Electricity is used for refrigerators, pumps, lights and all other equipment.

FUEL - LPG

- EKO is our LPG supplier.
- Our Maintenance Department monitors the LPG consumption daily.
- LPG and diesel consumptions are measured and documented.
- LPG is used for our Kitchen Department.



ENERGY SAVING INITIATIVES

- Use of Electrical Lighting System (BMS).
- All new equipment purchased is energy efficient.

- All light bulbs have been replaced with low energy bulbs and LED lighting which reduces electricity consumption (Lighting Control/Dimmer).

- Use of inverted pumps
- Implementing preventive maintenance through the annual maintenance program to reduce energy loss in all machinery
- Daily recording of gas diesel consumption to identify wastages, and extensive consumptions





- Movement sensors placed where possible preventing lights from staying on in the absence of people (Public Toilets).
- An automatic timer switch has been installed in our outdoor areas to monitor the amount of hours required.

- Guest rooms are supplied with automatic mechanism (key) switching off lights when leaving the room. Heating & AC do not function if balcony doors are open. Monitoring and adjusting temperatures of AC/Heating in public areas.

- Continuous staff training on how to reduce the consumption of gas and diesel through the right use of equipment.



WASTE MANAGEMENT



The hotel is connected to the public sewage system.

Waste water is sent to the public biological plant and checked monthly by the government authorities for controlling the legal requirements for BOD and COD.

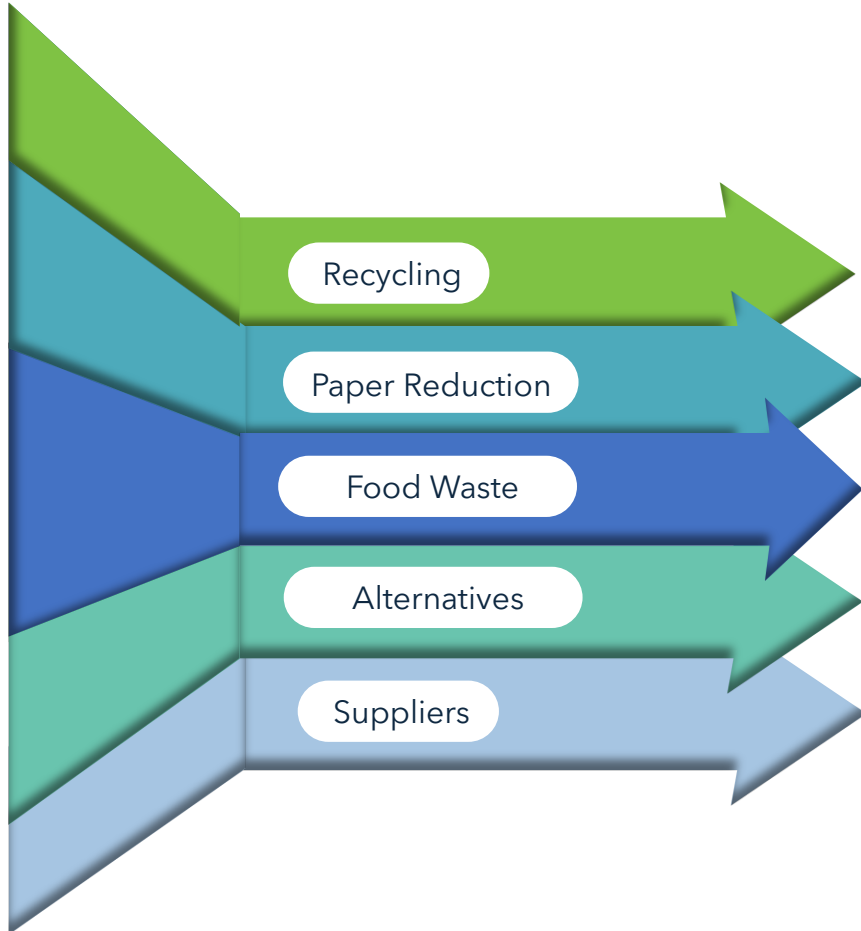
Procedures are followed to reduce the BOD and COD of the waste water by:

- Collecting cooking oil and disposing through an approved supplier.
- Vinegar is used for cleaning kettles and cutlery.





REDUCING AND MINIMISING WASTE




Recycling

- Glass
- Paper
- Cardboard
- Plastic
- Batteries
- Metal
- Lamps
- Electric devices
- Used cooked oil



Paper Reduction

- Limiting printing amounts
- Using double sided paper
- Avoiding printing in colour
- Extensive use of emails for messaging



Food Waste

- Cook proportionally subject to Hotel's occupancy to avoid food waste
- Un-consumed food from our buffets are sent to staff restaurant



SUP Alternatives

- Reusable polycarbonate cups, paper straws, paper bags and boxes for takeaway and wooden cutlery
- Reusable glass containers for salt and pepper



Suppliers

- Making purchases through bulk wherever possible
- Evaluating and buying from suppliers who operate responsibly on reducing packaging

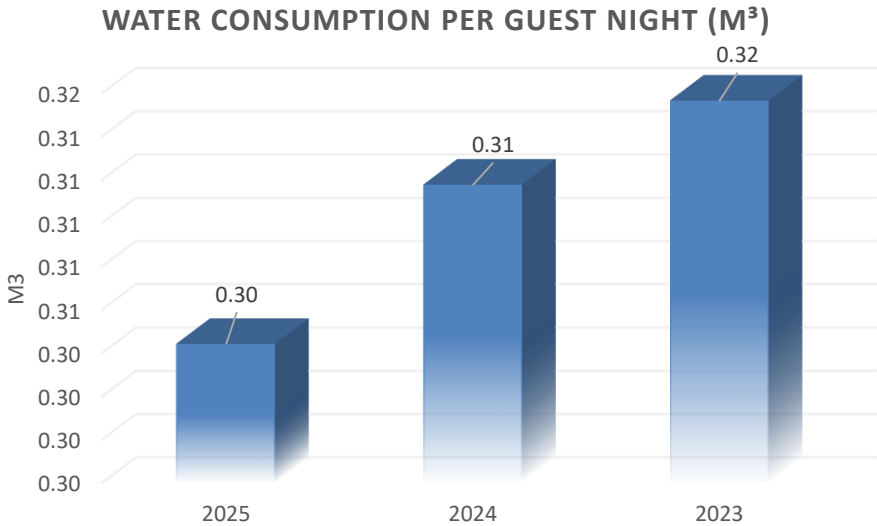
An aerial photograph of a swimming pool area. The pool is on the left, with a wooden deck extending from the right side. On the deck, there are several tables with white umbrellas and chairs. A person is swimming in the pool. The background shows a building and some greenery.

Outcome of 2025 & Objectives for 2026

**Environmental Performance
Comparison & Progress Analysis**

WATER CONSUMPTION COMPARISON

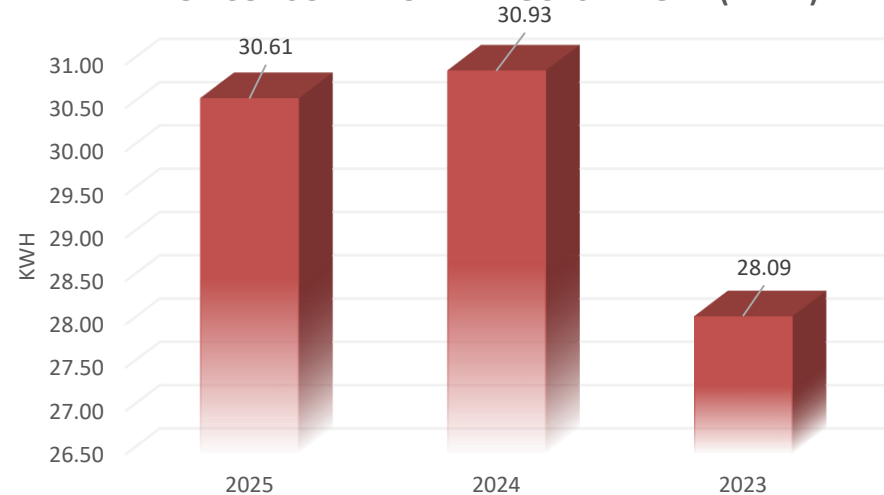
Water Consumption	2025	2024	2023	% change 2025 vs 2024	% change 2025 vs 2023
Mains Water (m ³)	25,797.00	25,554.00	26,901.00	0.95	-4.10
Ave. consumption per guest night (m ³)	0.30	0.31	0.32	-2.36	-3.56
Mains Water (kg CO ₂ e)	3,843.75	3,807.55	4,008.25	0.95	-4.10
Total Water Emissions (kg CO ₂ e)	3,967.51	4,865.90	5,578.51	-18.46	-28.88



ENERGY CONSUMPTION COMPARISON

Energy consumption	2025	2024	2023	% change from last year 2025 vs 2024	% change from benchmark year 2025 vs 2023
Mains electricity and Gas (kWh)	1,679,759.00	1,688,725.00	1,574,677.00	-0.53	6.67
Mains Electricity (kg CO ₂ e)	1,126,972.25	1,142,591.33	1,065,426.46	-1.37	5.78
Fuels measured by weight (kWh)	0.00	0.00	0.00	0.00	0.00
Fuels measured by weight (kg CO ₂ e)	0.00	0.00	0.00	0.00	0.00
Fuels measured by liquid (kWh)	914,527.04	846,332.67	818,903.81	8.06	11.68
Fuels measured by liquid (kg CO ₂ e)	220,085.15	203,215.28	197,068.19	8.30	11.68
Total Kilowatt Hours (kWh)	2,594,286.04	2,535,057.67	2,393,580.81	2.34	8.39
Ave kWh Per Guest Night	30.61	30.93	28.09	-1.03	8.97
Total Energy Emissions (kg CO ₂ e)	1,347,057.41	1,345,806.61	1,262,494.64	0.09	6.70

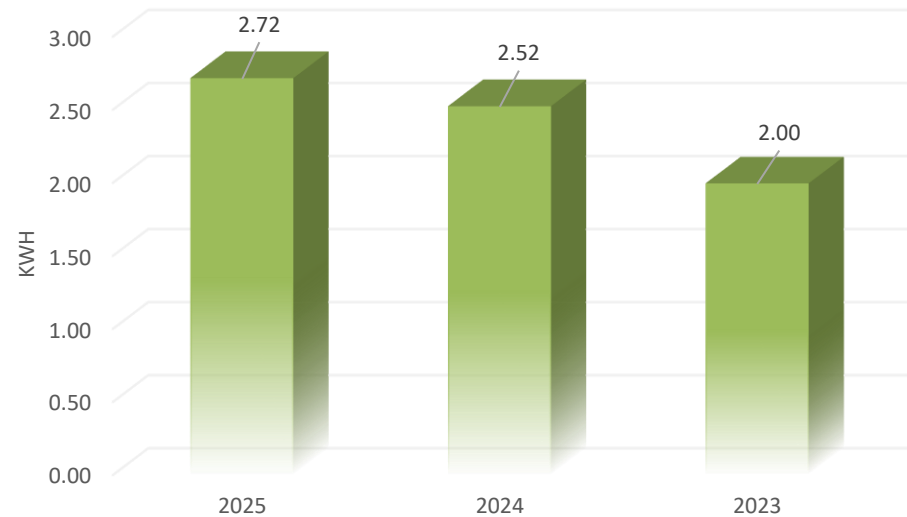
ENERGY CONSUMPTION PER GUEST NIGHT (KWH)



WASTE PRODUCTION COMPARISON

WASTE	2025	2024	2023	% change from last year 2025 vs 2024	% change from benchmark year 2025 vs 2023
Total solid waste (kg)	230,110.00	206,833.00	170,046.10	11.25	35.32
Average solid waste (kg) per guest night	2.72	2.52	2.00	7.61	26.47
Landfill (Kg CO ₂ e)	101,428.38	105,835.31	98,250.12	-4.16	3.23
Recycled Waste Emissions (kg CO ₂ e)	1,454.59	809.24	283.55	79.75	412.99
Total Solid Waste emissions (Kg CO ₂ e)	102,882.97	106,644.54	98,533.67	-3.53	4.41

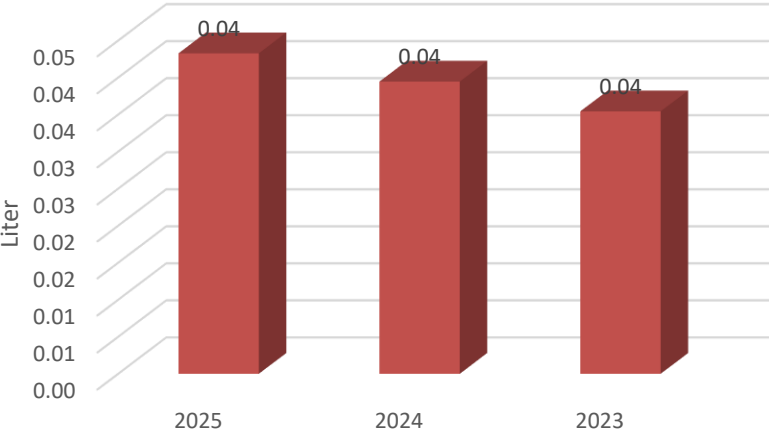
AVERAGE SOLID WASTE (KG) PER GUEST NIGHT



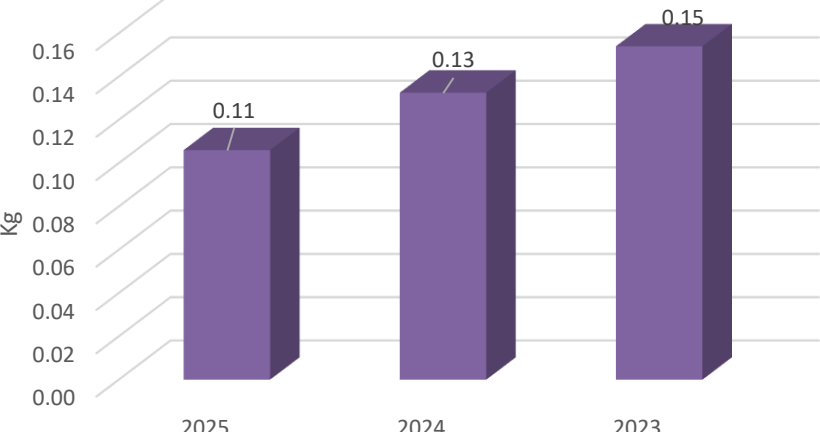
PROCUREMENT COMPARISON

Procurement	2025	2024	2023	% change from last year 2025 vs 2024	% change from benchmark year 2025 vs 2023
Environmentally hazardous substances (l)	3,667.00	3,233.75	3,019.75	13.40	21.43
Environmentally hazardous substances (kg)	8,984.00	10,865.00	13,121.00	-17.31	-31.53
Environmentally hazardous substances (l) per guest night	0.04	0.04	0.04	9.68	22.12
Environmentally hazardous substances (kg) per guest night	0.11	0.13	0.15	-20.02	-31.14
Single Use Plastics (No. of items)	621,585.00	623,741.90	593,155.20	-0.35	4.79
Single Use Plastics (No. of items) per guest night	7.34	7.61	6.96	-3.61	5.39
Total Meat (kg)	28,271.40	31,501.45	22,714.30	-10.25	24.47
Total Dairy (l)	22,771.13	19,487.32	47,448.30	16.85	-52.01
Total Dairy (kg)	17,339.61	19,446.27	22,869.14	-10.83	-24.18
Total Fish (kg)	9,957.03	10,422.94	7,193.92	-4.47	38.41

Env. hazardous substances (l) per guest night



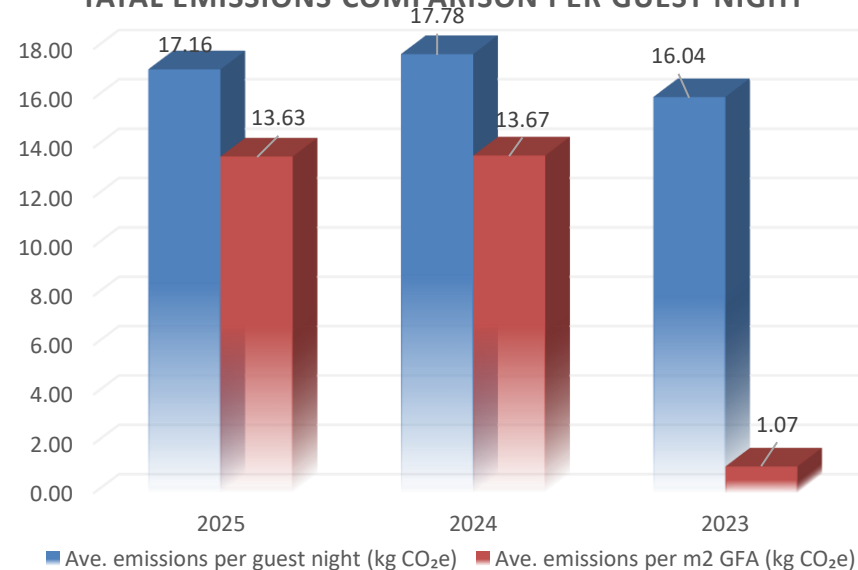
Env. hazardous substances (Kg) per guest night



TOTAL EMISSIONS COMPARISON

Emissions (kg CO ₂ e)	2025	2024	2023	% change from last year 2025 vs 2024	% change from benchmark year 2025 vs 2023
Total Emissions (kg CO₂e)	1,453,907.89	1,457,317.05	1,366,606.82	-0.23	6.39
Ave. emissions per guest night (kg CO₂e)	17.16	17.78	16.04	-3.49	6.98
Ave. emissions per m2 GFA (kg CO₂e)	13.63	13.67	1.07	-0.29	0.92
Fuels measured by weight (kg CO₂e)	0.00	0.00	0.00	0.00	0.00
Fuels measured by liquid (kg CO₂e)	914,527.04	846,332.67	818,903.81	8.06	11.68
Mains Electricity (kg CO₂e)	1,126,972.25	1,142,591.33	1,065,426.46	-1.37	5.78
Total Water Emissions (kg CO₂e)	3,967.51	4,865.90	5,578.51	-18.46	-28.88
Total Solid Waste emissions (Kg CO₂e)	102,882.97	106,644.54	98,533.67	-3.53	4.41
Recycled Waste Emissions (kg CO₂e)	1454.59	809.24	283.55	79.75	412.99

TOTAL EMISSIONS COMPARISON PER GUEST NIGHT



Outcome for 2025

PERFORMANCE ANALYSIS - COMPARISON WITH THE OUTCOME OF 2024

#	STATUS	Actual Change	STATUS
1	WATER EMISSIONS	-18%	<ul style="list-style-type: none"> There is a reduction of CO2 emissions caused by water consumption. The increase in mains water consumption is a result of limited supply of wastewater by the municipality because of a dry season. Hence mains water was used for irrigation for a small period and then water was purchased from a supplier. We commit to continue the activities that led to the success of our objective
2	ELECTRICITY	-1%	<ul style="list-style-type: none"> There is a decrease in our electricity consumption. Along with more frequent regarding energy use, we have purchased more energy-efficient appliances and minimised their operating time. We commit to continue the activities that led to the success of our objective.
3	FUEL OIL & LPG	8%	<ul style="list-style-type: none"> There is an increase in fuels consumption. We need to set for regular burner maintenance and stricter operational controls over heating temperatures based on hotel occupancy. These measures will ensure maximum efficiency while reducing heat loss. We commit to set objectives and improve n order to reduce the emissions from fuels.
4	SINGLE-USE PLASTICS	-4%	<ul style="list-style-type: none"> There is a decrease in single-use plastics. We will continue to take actions and set new measures to achieve the reduction set for 2026.
5	SOLID WASTE EMISSIONS	-4%	<ul style="list-style-type: none"> There is a reduction of CO2 emissions caused by solid waste production. Here we can see that we used our strategy for this period to prioritize the transition of waste from landfill to recycling streams.
6	TOTAL EMISSIONS per guestnight	-3%	<ul style="list-style-type: none"> A small decrease in the total emissions is a good step and we need to set goals for further reductions



ENVIRONMENTAL GOALS for 2026

The Ivi Mare - Designed for Adults has set the following reduction/savings targets:

- **Reduction of greenhouse gas emissions from energy by 2%**
- **Reduction of greenhouse gas emissions from waste by 5%**
- **Reduction of greenhouse gas emissions from water consumption by 2%**
- **Reduction of our single-use plastic & High Emission Food purchasing by 5%**
- **Protect and support biodiversity**
- **Engage in more community activities**

It is everyone's responsibility to achieve and further improve the above targets!

We invite all our Stakeholders for their support to assist us to achieve our sustainability goals.

SOCIAL RESPONSIBILITY & COMMUNITY



1) ENGAGEMENT: Supporting local organizations

2) EMPLOYEES: Employee involvement and equality

3) ATTAINMENT: Supporting local businesses

ENGAGEMENT

- Member of CSTI: Cyprus Sustainability Tourism Initiative:

EMPLOYEES

YEAR	FEMALES	MALES	LOCALS (including Eu)
2025	50%	50%	79%
2024	55%	45%	86%
2023	56%	44%	93%

ATTAINMENT

- 90% of local supplies
- 10% local supplies hotel operations
- Most of our suppliers are qualified with Quality and Environmental Certifications

COMMUNITY ACTIVITIES

➤ Beach clean – up

4) COMMUNITY ACTIVITIES: Outdoor and Indoor hotel activities



KEEP OUR SAND SEA PLASTIC FREE

Ivi Mare
Designed for adults

Unite for a Cleaner Cyprus *Tourism Cares*


We celebrate the World Tourism Day with an impactful initiative focused on combating littering in Cyprus.

Join us and make a difference!

Date: Tuesday, September 24, 2024, Time: 15:00 p.m.
Meeting Point: Hotel Main Entrance

CO-ORGANISERS: TUI CARE FOUNDATION, CYPRUS ENVIRONMENTAL PROTECTION AUTHORITY, TUI

SUPPORTERS: REPUBLIC OF CYPRUS DEPT. OF TOURISM, ΕΠΙΧΕΙΡΗΣΙΑΚΟ ΠΡΟΓΡΑΜΜΑ ΑΝΑΠΤΥΞΗΣ ΚΑΙ ΑΝΤΑΓΩΝΙΣΤΙΚΟΤΗΤΑΣ, CYPRUS TOURISM BOARD, ACTE



On the occasion of World Environment Day, the staff of Ivi Mare - Designed for Adults collected garbage from the beach and the surrounding areas, reminding us how important it is to keep our beaches and nature clean.

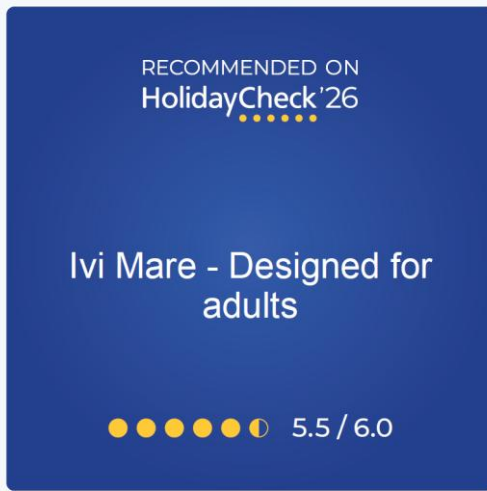


Ivi Mare
Designed for adults



CERTIFICATIONS & AWARDS

- JET2 Quality Award
- TUI Top 100 Hotel
- HolidayCheck
- Loyalty Recognition Award



This is one of the best recommended accommodations worldwide.





Ivi Mare

Designed for adults

THANK YOU!

Ivi Mare - Designed for Adults

Date: 25/04/2026

Approved by: Nicolas Protopapas
General Manager

Signature:

A handwritten signature in blue ink, appearing to be 'Nicolas Protopapas', is written over several horizontal blue lines that serve as a background for the signature.